



PARENT'S GUIDE MyAgora +
Academic Management – School reports


Click [here](#) for English





GUÍA PARA LOS PADRES MyAgora +
Gestor académico – Boletines de notas





Pulsar [aquí](#) para Español




In order to access to your child's report on the myAgora+ platform:





1. Go to myAgora+ by using the URL <https://myagora.novaschool.es/> or from the website <https://sunland.novaschool.es/> and then click on  and logon using your user and password




2. Click on  and then on 
 - a. click on  to view and navigate through the HTML school report
 - b. or click on  to download the school report as a pdf file.

3. You can also have access to the school reports later on by clicking on  and on  School Reports to view HTML school report by clicking on  or download the school report as a pdf file by clicking on 

Para acceder al boletín de su hijo en la plataforma myAgora+:

1. Ir a myAgora+ usando la URL <https://myagora.novaschool.es/> o bien desde la web del colegio <https://sunland.novaschool.es/>, pulsar  y acceder introduciendo el usuario y contraseña.

2. Pulsar  y luego en 
 - a. pulsar  para visualizar o navegar a través del boletín en formato HTML
 - b. o bien pulsar  para descargar el boletín en pdf.

3. Siempre puede acceder a los boletines estando dentro del gestor académico  y pulsando  para visualizar el boletín en formato HTML o bien pulsar  para descargar el boletín en pdf.